

Air Conditioning Sizing and Pricing Matrix

1. Define what **type** of cabin(s) is to be cooled.
2. Select approximate **volume of free air space** (i.e. not including cabinets, bunks, etc.) in cubic feet (cu ft).
3. Find appropriate **Unit, Pump, and Grille Kit**.

START HERE

AIR CONDITIONING UNIT		Cabin Volume Cu ft (max)					PUMP	GRILLES		GRILLE KITS - TEAK			GRILLE KITS - PLASTIC			TOTAL
Below Decks - Night Cabin:	500	750	920	1150	1350	Sea Water Pump Size	Minimum Non-Closing Discharge Grille Area	Minimum Return Air Grille Area	One Outlet Duct Kit Teak	Two Outlet Duct Kit Teak	Three Outlet Duct Kit Teak	One Outlet Duct Kit Plastic	Two Outlet Duct Kit Plastic	Three Outlet Duct Kit Plastic	Sum of: Unit + Pump + Duct Kit	
Below Decks - Day Cabin:	450	650	800	1000	1150		60 sq in	90 sq in	DK6-1T	DK6-2T		DK6-1P	DK6-2P			
Salon etc. - Excessive glass:	350	550	650	850	950											
Raised Pilot House:	300	450	550	700	800											
Model	MSBA6K2 - 6,000 Btu					X	P250	50 sq in	90 sq in	DK6-1T	DK6-2T		DK6-1P	DK6-2P		
Price	\$1,148						\$223			\$219	\$420		\$207	\$252		
Model	MSBA9K2 - 9,000 Btu					X	P250	60 sq in	100 sq in	DK9/11-1T	DK9/11-2T	DK9/11-3T	DK9/11-1P	DK9/11-2P	DK9/11-3P	
Price	\$1,248						\$223			\$241	\$459	\$598	\$245	\$368	\$412	
Model	MSBA11K2 - 11,000 Btu					X	P500	60 sq in	120 sq in	DK9/11-1T	DK9/11-2T	DK9/11-3T	DK9/11-1P	DK9/11-2P	DK9/11-3P	
Price	\$1,415						\$257			\$241	\$459	\$598	\$245	\$368	\$412	
Model	MSBA14K2 - 14,000 Btu					X	P500	70 sq in	140 sq in	DK14/16-1T	DK14/16-2T	DK14/16-3T	DK14/16-1P	DK14/16-2P	DK14/16-3P	
Price	\$1,475						\$257			\$263	\$481	\$620	\$245	\$368	\$412	
Model	MSBA16K2 - 16,000 Btu					X	P500	70 sq in	140 sq in	DK14/16-1T	DK14/16-2T	DK14/16-3T	DK14/16-1P	DK14/16-2P	DK14/16-3P	
Price	\$1,565						\$257			\$263	\$481	\$620	\$245	\$368	\$412	










Options and Extras

Price








Notes

<i>Longer Duct - 4 inch dia x 8 ft</i>	\$16	Standard duct lengths are in multiples of 8 ft. Prices shown are for additional 8 ft length to standard issue.
<i>Longer Duct - 6 inch dia x 8 ft</i>	\$20	
<i>Upgrade to Non Insulated Duct</i>		Standard ducting is R6 Insulated with silver cover. Upgrade is Non-Insulated vinyl coated fibreglass with galvanized wire helix.
<i>4 inch dia</i>	Add \$27 per 8'	
<i>6 inch dia</i>	Add \$32 per 8'	
<i>Change T and Y Duct Splitters</i>	No Charge	Standard Duct Splitters are Adapter T and Hose Y, but T can be changed to Y and/or vice versa.
<i>Transition Box Back or Side ring</i>	No Charge	Standard Transition Box (TB) has duct connection on back (B), but these are also available with duct connection on Side (S).
<i>Color of Round Plastic Grille</i>	No Charge	Standard color of round 4" secondary grille is Brown. Also available in Black, White, and Off White.
<i>Color of other Plastic Grilles</i>	No Charge	Standard Color is Gloss White. Also available in Mottled Black.
<i>Pump Relay for Multiple Units</i>	\$225	Enables one sea water pump to operate from up to air conditioning units.
<i>P1000 Pump for Multiple Units</i>	\$270	P1000 pump can supply sea water for several air conditioning units up to a total of 40,000 Btu.
<i>Stainless Steel base for P500</i>	\$25	Standard base is plastic. Optional base is stainless steel with vibration absorbers. Simple two-screw mounting.
<i>Wood Grilles in Other Woods</i>	Inquire	Standard wood of wooden grilles is teak. Other woods available by request.
<i>WiFi Adapter</i>	\$125	Allows connectivity and control anywhere via smartphone app. Requires WiFi and internet connection on board.
<i>EasyStart Soft-Start Device</i>	\$299	Reduces compressor start-up load by over 50%. Simple 4 wire connection inside MarinAire electrical box. Wiring instructions included.
<i>230v-60Hz or 240v-50Hz Power</i>	Inquire	Standard power supply is 115v-60Hz. Units for 230v-60Hz and 240v-50Hz available. Pricing on request.

TEAK GRILLE DUCT KITS

	Main Grille 	Transition Box 	Secondary Grille (Closeable) 	Secondary Transition Box 	Return Grille 	Adapter T 	Hose Y 	Duct 	Hose Clamps 
6,000 Btu									
One Outlet - DK6-1T	VHT 104	TB104-4B			RAT 118			4" x 8'	2 x #64
Two Outlet - DK6-2T	VHT 104	TB104-4B	VMLT-44	TB 44-4B	RAT 118		HBY 444	4" x 16'	4 x #64
9,000 Btu and 11,000 Btu									
One Outlet - DK9/11-1T	VHT 125	TB125-6B			RAT 1012			6" x 8'	2 x #96
Two Outlet - DK9/11-2T	VHT 125	TB 125-6B	VMLT-44	TB 44-4B	RAT 1012	AT 664		6"x8', 4"x16'	2 x #96, 2 x #64
Three Outlet - DK9/11-3T	VHT 125	TB 125-6B	2 x VMLT-44	2 x TB 44-4B	RAT 1012	AT 664	HBY 444	6"x8', 4"x16'	2 x #96, 6 x #64
14,000 Btu and 16,000 Btu									
One Outlet - DK14/16-1T	VHT 126	TB126-6B			RAT 169			6" x 8'	2 x #96
Two Outlet - DK14/16-2T	VHT 126	TB126-6B	VMLT-44	TB 44-4B	RAT 169	AT 664		6"x8', 4"x16'	2 x #96, 2 x #64
Three Outlet - DK14/16-3T	VHT 126	TB126-6B	2 x VMLT-44	2 x TB 44-4B	RAT 169	AT 664	HBY 444	6"x8', 4"x16'	2 x #96, 6 x #64

PLASTIC GRILLE DUCT KITS

	Main Grille 	Secondary Grille (Closeable) 	Return Grille 	Adapter T 	Hose Y 	Duct 	Hose Clamps 
6,000 Btu							
One Outlet - DK6-1P	PGA10x4R-4B		PG10x8RF			4" x 8'	2 x #64
Two Outlet - DK6-2P	PGA10x4R-4B	R4A-BN	PG10x8RF		HBY 444	4" x 16'	4 x #64
9,000 Btu and 11,000 Btu							
One Outlet - DK9/11-1P	PGA12x5R-6B		PG16x8RF			6" x 8'	2 x #96
Two Outlet - DK9/11-2P	PGA12x5R-6B	R4A-BN	PG16x8RF	AT 664		6"x8', 4"x16'	2 x #96, 2 x #64
Three Outlet - DK9/11-3P	PGA12x5R-6B	2 x R4A-BN	PG16x8RF	AT 664	HBY 444	6"x8', 4"x16'	2 x #96, 6 x #64
14,000 Btu and 16,000 Btu							
One Outlet - DK14/16-1P	PGA12x6R-6B		PG14x10 RF			6" x 8'	2 x #96
Two Outlet - DK14/16-2P	PGA12x6R-6B	R4A-BN	PG14x10 RF	AT 664		6"x8', 4"x16'	2 x #96, 2 x #64
Three Outlet - DK14/16-3P	PGA12x6R-6B	2 x R4A-BN	PG14x10 RF	AT 664	HBY 444	6"x8', 4"x16'	2 x #96, 6 x #64

NOTES:

- 1) Teak grille dimensions shown above are cut-out dimensions. Overall dimensions including flange are 1" larger.
- 2) Plastic grille dimensions shown above are nominal. Cut-out dimensions are nominal less 0.1".
- 3) Plastic grille overall dimensions including flange are nominal dimensions plus 1.14".
- 4) Return air grilles have one row of fixed horizontal vanes and a foam air filter.
- 5) Plastic main grilles have one row of adjustable vanes. Transition box is included.
- 6) Teak main grilles have two rows of adjustable vanes.
- 7) Teak secondary grilles have front row of adjustable vanes plus a rear row of vanes closeable via lever.